

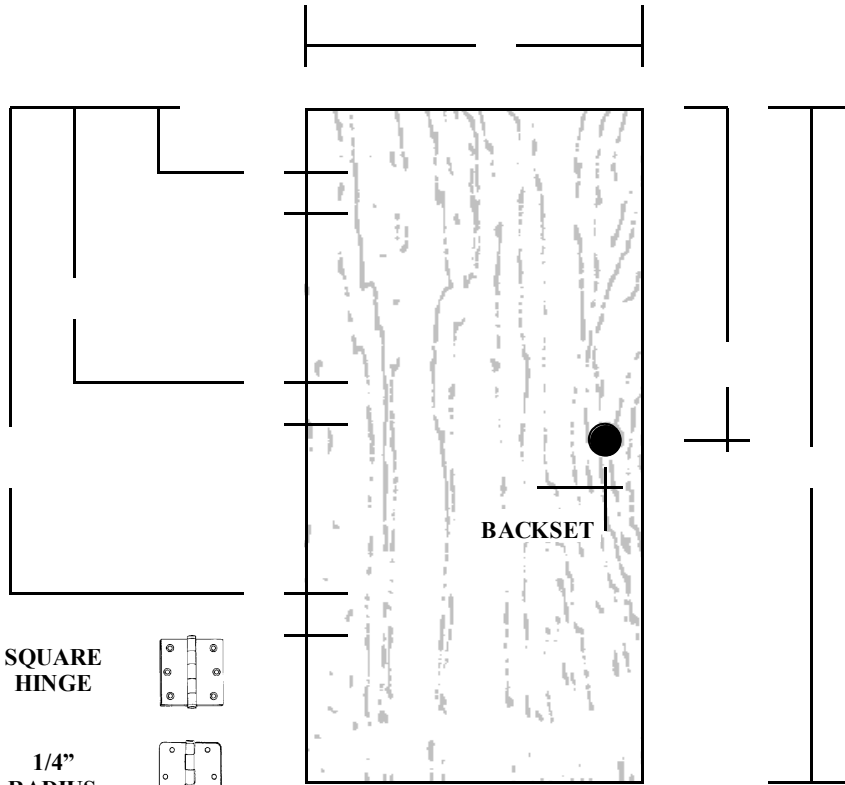
SOUTH REGAL LUMBER YARD




5415 S. REGAL
448-1515
FAX 448-3197

CUSTOMER
NAME

NUMBER

P.O.#



- SQUARE HINGE 
- 1/4" RADIUS 
- 5/8" RADIUS 

DOOR FINISH DESCRIPTION

HINGE SIZE 3" 3 1/2" 4" 4 1/2"

 DOOR WIDTH DOOR HEIGHT DOOR SWING

 , , , HINGE PLACEMENT (MEASURE FROM TOP DOWN TO TOP OF EACH HINGE)

 BORE PLACEMENT (MEASURE TOP DOWN TO CENTER)

2 3/8" OR 2 3/4" BACKSET ON BORE (S) DRILL FOR DEADBOLT Y N

1 3/8" OR 1 3/4" DOOR THICKNESS HOLLOW CORE OR SOLID CORE

DRIVE IN OR MORTISE LATCH BOLT

